

AUTHENTIC STYLE
CIRCA 1900

FORGED
BLACK
IRON

LENSES:
MICA
MINERAL &
FINE ART
GLASS

USA MADE

LANTERN 1900

MICA LAMP CO.



Glendale, CA



Pendant 2 sizes



LANTERN
1900

Vintage Black Iron
Authentic
Old World Finish

Lantern 1900 was discovered during a recent renovation of a parochial school in upstate New York. Attached to buildings dating from 1880 - 1890's, this lantern appears in numerous sizes and chandelier configurations. To capture the integrity of the original, The Mica Lamp Company uses authentic materials and methods: heavy in weight with abundant hammer marks, all forged iron & steel parts are fastened together with steel rivets. The Vintage Black "Fire Finish" and mica mineral lenses are period authentic.

Large Pendant: Model #LF1900/2
(1 x 60w)
Shown Vintage Black* w/Frost Glass
UL Damp

Small Pendant: Model #LF1900/0
(1 x 60w)
Shown Vintage Black* Gold Irid. Glass
UL Damp



*Wall Mount
2 sizes*

SHOWN
Large Wall Mount
Model #LF1900/3 (1 x 60w)
Shown Vintage Black* w/Orange Mica
UL Wet


NOT SHOWN
Small Wall Mount
Model #LF1900/1 (1 x 60w)
Vintage Black*
UL Wet

Flush to Wall 1 size/ADA



Large Flush to Wall: Model #1900/3F
(60w Candelabra) • Shown Bronze Coat*
w/Almond Mica
UL Wet

Lantern 1900 Chandelier
Model #LF1919 (5 x 60w)
Shown Vintage Black*
w/Almond Mica



Lens Colors - Mica Mineral and Fine Art Glass



Almond Mica

Orange Mica

Gold Iridescence

White Streak

Frost

Frosted Leaf

Metal Finishes



*Vintage Black "Fire Finish"
(most suitable for interior)

*Bronze Coat
(weather resistant)

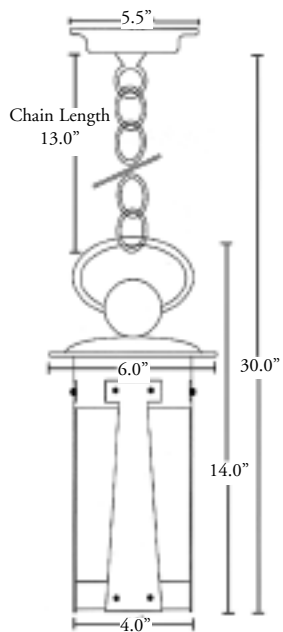
*Black Coat
(weather resistant)

***Note:** Vintage Black finish is not weather resistant. Rust is likely to occur in damp/wet locations. Bronze and Black powder coat are recommended for damp/wet locations.

Specification Drawings

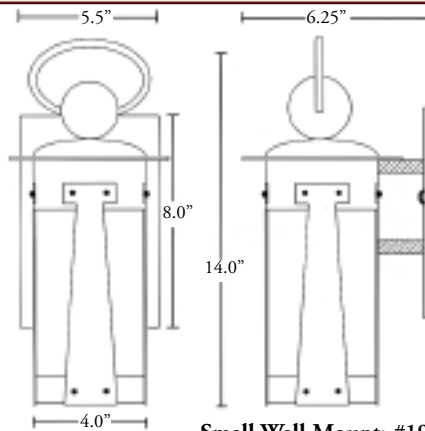


Mica Lamp Co.
 517 State Street
 Glendale, CA 91203
 Phone: (818)241-7227
 Fax: (818)241-5439
www.micalamps.com

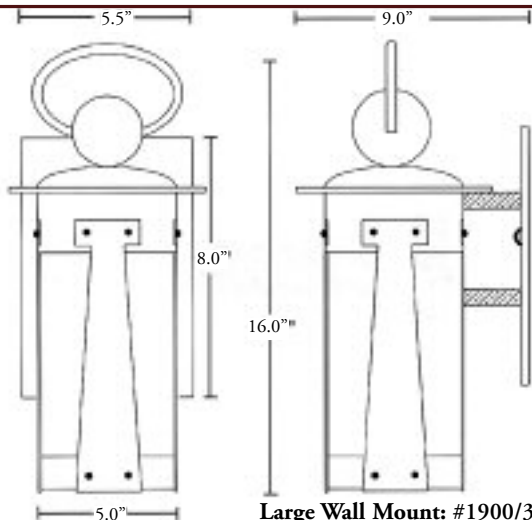


Small Pendant:
 #1900/0
 Wt.=6 lbs.

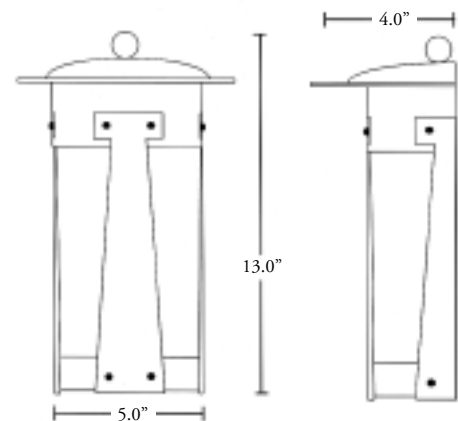
Large Pendant:
 #1900/2
 Wt.=10 lbs.



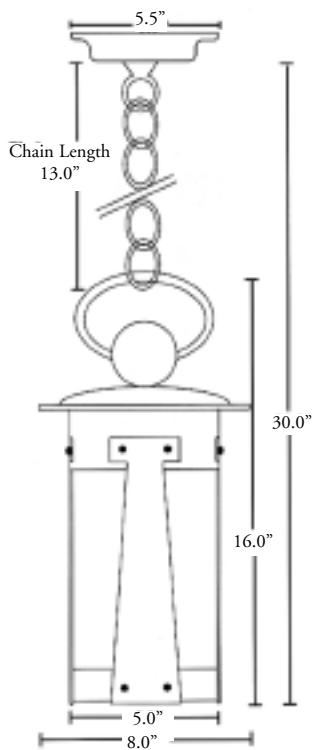
Small Wall Mount: #1900/1
 Wt.=7 lbs.



Large Wall Mount: #1900/3
 Wt.=10.5 lbs.

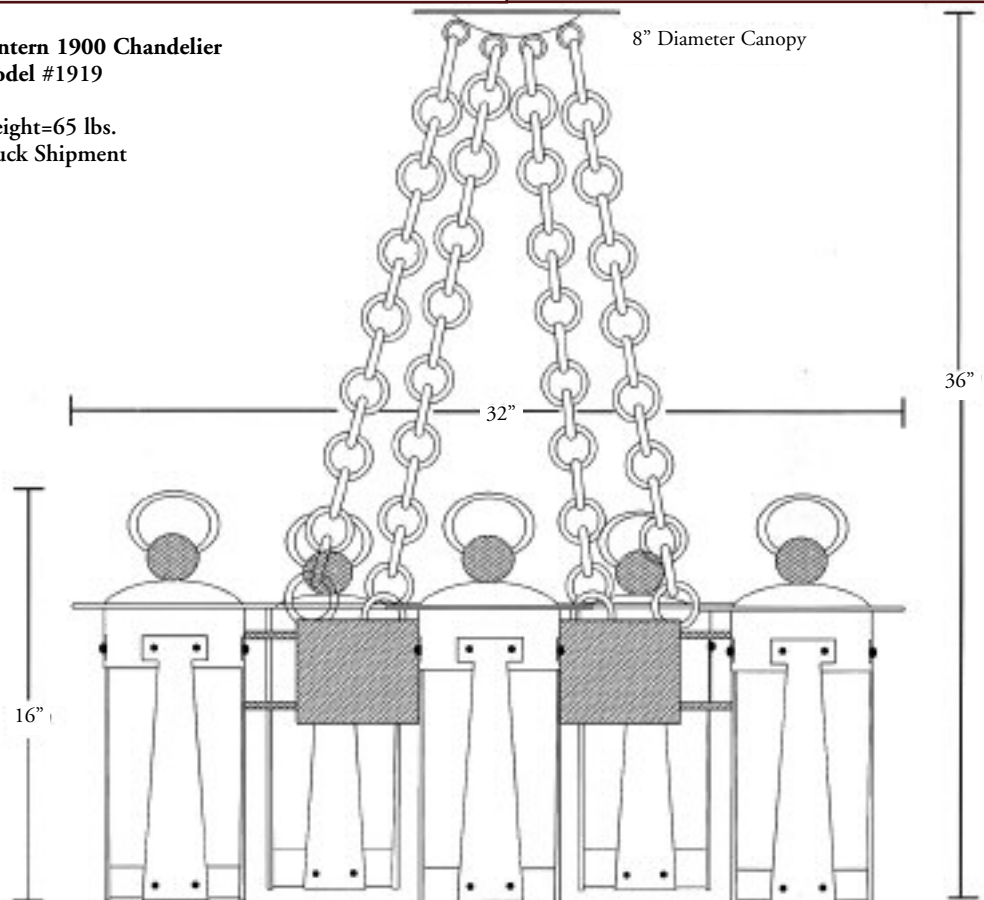


Large Flush to Wall: #1900/3F
 Wt.=4.5 lbs.



Lantern 1900 Chandelier
 Model #1919

Weight=65 lbs.
 Truck Shipment



8" Diameter Canopy

16"

36"

32"